


The Step-by-Step Way to Draw Fish, Sharks, Mollusks, Dolphins, and More

Unlock the Secrets of Drawing Marine Life

Drawing marine life can be a delightful and rewarding experience, capturing the beauty and wonder of these underwater creatures on paper. Whether you're a seasoned artist or just starting to explore your artistic side, this comprehensive guide will provide you with the knowledge and techniques you need to create stunning drawings of fish, sharks, mollusks, dolphins, and other marine wonders.

Chapter 1: Foundations of Marine Life Drawing

- Understanding the anatomy and proportions of different marine creatures
- Mastering basic pencil strokes and shading techniques
- Creating realistic textures and patterns
- Capturing the movement and flow of underwater life



Draw 50 Sea Creatures: The Step-by-Step Way to Draw Fish, Sharks, Mollusks, Dolphins, and More by Mary Karr

★★★★☆ 4.3 out of 5

Language : English
File size : 60744 KB
Text-to-Speech : Enabled
Screen Reader : Supported
Enhanced typesetting : Enabled
Print length : 64 pages



Chapter 2: Drawing Fish

- Exploring the various types of fish, from tropical reef dwellers to deep-sea predators
- Learning to depict the distinctive features and body shapes of each species
- Master the art of drawing fins, scales, and eyes
- Capturing the vibrant colors and patterns of fish

Chapter 3: Drawing Sharks

- Understanding the anatomy and characteristics of different shark species
- Mastering the techniques to draw sharp teeth, menacing eyes, and powerful bodies
- Creating a sense of depth and movement in shark drawings
- Depicting the diverse coloration and patterns of sharks

Chapter 4: Drawing Mollusks

- Delving into the intricate world of mollusks, including snails, clams, and octopuses
- Learning the techniques to capture the spiral shells, delicate tentacles, and diverse textures of mollusks
- Exploring the vibrant colors and patterns that adorn these creatures


Chapter 5: Drawing Dolphins

- Understanding the anatomy and proportions of dolphins
- Mastering the techniques to draw sleek bodies, prominent fins, and playful expressions
- Capturing the grace and movement of dolphins in the water
- Depicting the intricate coloration and patterns of dolphin species

Chapter 6: Drawing Other Marine Creatures

- Exploring the vast diversity of marine life, from sea turtles to jellyfish
- Learning the techniques to capture the unique features and textures of each creature
- Creating realistic underwater scenes showcasing the interactions of different species

This comprehensive guide has provided you with the essential knowledge and techniques to draw marine life with confidence and skill. Whether you choose to create detailed scientific illustrations or whimsical works of art, the insights and exercises in this book will empower you to bring the wonders of the underwater world to life on paper. So grab your pencils, immerse yourself in the beauty of marine life, and embark on an artistic journey that will inspire and delight you!




Draw 50 Sea Creatures: The Step-by-Step Way to Draw Fish, Sharks, Mollusks, Dolphins, and More by Mary Karr

★★★★☆ 4.3 out of 5

Language : English
File size : 60744 KB
Text-to-Speech : Enabled
Screen Reader : Supported
Enhanced typesetting : Enabled
Print length : 64 pages

FREE

DOWNLOAD E-BOOK



Unveiling the Truth: The Captivating Saga of The Elephant Man

Embark on a poignant journey through the extraordinary life of Joseph Merrick, immortalized as the "Elephant Man," in this meticulously researched and deeply affecting...



Memorable Quotations From Friedrich Nietzsche

Friedrich Nietzsche (1844-1900) was a German philosopher, cultural critic, composer, poet, and philologist. His...