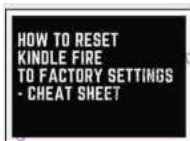


How To Reset Fire To Factory Settings: The Ultimate Guide

Are you experiencing problems with your Fire tablet? Is it running slowly, freezing up, or displaying error messages? If so, resetting your Fire tablet to factory settings may be the solution you need.



How to Reset Kindle Fire to Factory Settings - Cheat Sheet: How to Reset Kindle Fire to Factory Settings Step By Step (Kindle Tutorials Book 1) by Jessica Walliser

★★★★★ 5 out of 5

Language : English
File size : 560 KB
Text-to-Speech : Enabled
Screen Reader : Supported
Enhanced typesetting : Enabled
Word Wise : Enabled
Print length : 2 pages
Lending : Enabled



Resetting your Fire tablet to factory settings will erase all of the data on your device, so it's important to back up any important files before you begin. Once you've backed up your data, follow the steps below to reset your Fire tablet to factory settings:

How to Reset Fire Tablet to Factory Settings

1. From the home screen, tap the **Settings** icon.
2. Tap **Device Options**.

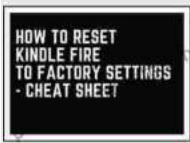
3. Tap **Reset to Factory Defaults**.
4. Tap **Reset**.
5. Your Fire tablet will now restart and begin the factory reset process.

Once your Fire tablet has been reset to factory settings, you will need to set it up again. This includes signing in to your Our Book Library account, downloading your apps, and restoring your data.

Additional Tips

- If you are unable to access the Settings menu on your Fire tablet, you can also reset it to factory settings using the following key combination:
 1. Press and hold the **Power** button for 40 seconds.
 2. Release the **Power** button.
 3. Press and hold the **Volume Up** button for 1 second.
 4. Release the **Volume Up** button.
 5. The Fire tablet will now restart and begin the factory reset process.
- If you are still having problems resetting your Fire tablet to factory settings, you can contact Our Book Library customer service for assistance.


Resetting your Fire tablet to factory settings can be a helpful way to troubleshoot problems and improve performance. By following the steps outlined in this guide, you can easily reset your Fire tablet to factory settings and get it back up and running again.



How to Reset Kindle Fire to Factory Settings - Cheat Sheet: How to Reset Kindle Fire to Factory Settings Step By Step (Kindle Tutorials Book 1) by Jessica Walliser

★★★★★ 5 out of 5

Language : English
File size : 560 KB
Text-to-Speech : Enabled
Screen Reader : Supported
Enhanced typesetting : Enabled
Word Wise : Enabled
Print length : 2 pages
Lending : Enabled



Unveiling the Truth: The Captivating Saga of The Elephant Man

Embark on a poignant journey through the extraordinary life of Joseph Merrick, immortalized as the "Elephant Man," in this meticulously researched and deeply affecting...



Memorable Quotations From Friedrich Nietzsche

Friedrich Nietzsche (1844-1900) was a German philosopher, cultural critic, composer, poet, and philologist. His...

